

Yes, your water is safe to drink

OUR WATER MEETS ALL FEDERAL (EPA) AND STATE REQUIREMENTS

This report is produced to provide information about your water system including the quality of your water, the source of the water, levels of detected contaminants, and compliance with drinking water rules. The Texas Commission on Environmental Quality (TCEQ) assessed our system, Chimney Hill Municipal Utility District (Chimney Hill MUD), and determined that our water is safe to drink. The analysis was made by using the data in the tables in this report which uses testing results from 2012 through 2016.

Because our water meets all state and federal drinking water health standards for the sampling period, there may not be any health based benefits to purchasing bottled water or point of use devices. Chimney Hill MUD system identification number is 1010910. Thank you for taking the time to read and learn about the water you drink. We look forward to another year of providing you with safe, reliable water.

En Español – Este reporte incluye informacion importante sobre el agua para tomar. Si tiene preguntas o discusiones sobre este reporte en espanol, favor de llamar al tel. 281.376.8802 par hablar con una persona bilingue en espanol.

WHERE YOUR WATER COMES FROM

Chimney Hill MUD obtained the majority of its water from City of Houston and the remainder from a well in the District. The District’s well pumps ground water from the Evangeline Aquifer.

The City of Houston supplies both ground water from the Gulf Coast Aquifers, including the Evangeline Aquifer, and surface water from the San Jacinto River, through Lakes Conroe and Houston, and the Trinity River through Lake Livingston.

The District also has interconnect lines with neighboring Spencer Road Public Utility District (Hearthstone) and Harris Co. MUD No. 130. These water suppliers are governed by the same drinking water regulations as Chimney Hill MUD.

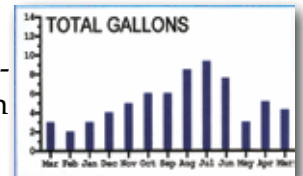
PUBLIC PARTICIPATION

Chimney Hill MUD meets at 6:30 p.m. on the second Wednesday of each month at the Wastewater Treatment Plant, 13450 Traders Village Dr., Houston, Texas.

Any last minute cancellations will be posted at the Chimney Hill Water Plant No. 1, 13255 Firebrick. Call Water District Management (WDM) 281.376.8802 for directions. Chimney Hill also maintains a website with useful information, www.chimneyhillmud.com.

TRACK YOUR WATER USAGE

Your water bill contains helpful information on a 12-month chart. You can also compare your water usage to other residents in the District.



In the middle column at the top of your bill is the average of Chimney Hill MUD’s 1,743 homes water usage for the month.

Avg. monthly usage in Chimney Hill is 6,3000 gals.

SPECIAL NOTICE FOR THE ELDERLY, INFANTS, CANCER PATIENTS, PEOPLE WITH IMMUNE PROBLEMS

You may be more vulnerable than the general population to certain microbial contaminants, such as Cryptosporidium, in drinking water.

Infants, some elderly, or immune-compromised persons such as those undergoing chemotherapy for cancer; those who have undergone organ transplants; those who are undergoing treatment with steroids; and people with HIV/AIDS or other immune system disorders can be particularly at risk from infections. You should seek advice about drinking water from your physician or health care provider.

Additional guidelines on appropriate means to lessen the risk of infection by Cryptosporidium are available from the Safe Drinking Water Hotline at (800) 426-4791.

WHAT'S IN THE WATER The EPA prescribes regulations that limit the amount of certain contaminants in water provided by public water systems. FDA regulations establish limits for contaminants in bottled water which must provide the same protection for public health. Drinking water, including bottled water, may reasonably be expected to contain at least small amounts of some contaminants. The presence of contaminants does not necessarily indicate that water poses a health risk. More information about contaminants and potential health effects can be obtained by calling EPA's Safe Drinking Water Hotline, **1.800.426.4791** or at the following website: www.epa.gov/safewater.



Bottled water information may be obtained at www.nrdc.org/water/drinking/bw/bwinx.asp.

TABLE INFORMATION The tables contain chemical constituents which have been found in your drinking water. The TCEQ and the Environmental Protection Agency (EPA) require water systems to test up to 97 constituents. The constituents detected in Chimney Hill MUD's water are listed below and all detects were well below the maximum contaminant level allowed in drinking water. The agencies do not require some contaminants to be monitored annually because their concentrations are not expected to vary. This report, also referred to as a Consumer Confidence Report (CCR), states the results of the most current water testing from 2012 through 2016.

INORGANICS - REGULATED									
Year Tested	Contaminant Detected	Unit of Measure	Average Level	Minimum Level	Maximum Level	Allowed (EPA's MCL)	MCLG	Meets Standards	Possible source of Contaminant
2016	Arsenic [‡]	ppb	0.520	0.000	2.600	10.0	0.0	yes	Erosion of natural deposits
2016	Barium	ppm	0.080	0.0442	0.178	2.0	2.0	yes	Erosion of natural deposits
2014-16	Cyanide	ppb	0.026	0.000	0.090	200.0	200.0	yes	Discharge from plastic & fertilizer factories
2014-16	Fluoride	ppm	0.294	0.000	0.530	4.0	4.0	yes	Erosion of natural deposits Fluoride promotes strong teeth. The EPA states the ideal level to prevent tooth decay is 0.7 to 1.0
2016	Nitrate	ppm	0.308	0.160	0.810	10.0	10.0	yes	Erosion of natural deposits
2013-15	Nitrite	ppm	0.008	0.000	0.020	1.0	1.0	yes	Erosion of natural deposits
2016	Selenium	ppb	1.060	0.000	5.300	50.0	50.0	yes	Erosion of natural deposits
2012-13	Gross beta emitters	pCi/L	3.980	0.000	5.700	50.0	0.0	yes	Decay of natural and man-made deposits

ORGANICS - REGULATED									
Year Tested	Contaminant Detected	Unit of Measure	Avg Level	Minimum Level	Maximum Level	Allowed (EPA's MCL)	MCLG	Meets Standards	Possible source of Contaminant
2016	Atrazine	ppb	0.238	0.000	0.770	3.0	3.0	yes	Runoff containing herbicides
2016	Simazine	ppb	0.026	0.000	0.130	4.0	4.0	yes	Runoff containing herbicides

DISINFECTANT RESIDUALS									
Year	Constituent	Unit	Avg	Min	Max	MRDL	MRDLG	Possible Source of Contaminant	
2016	Chloramines	ppm	2.35	0.60	3.70	4.0	4.0	Disinfectant used to control microbes	

DISINFECTANT BYPRODUCTS - REGULATED									
Year	Constituent	Unit	Avg	Min	Max	MCL	Disinfectant Byproducts (DBPs) are formed when disinfectants (such as Chloramines) reacts with natural organic material in water. The District monitors the water distribution system as required by Stage 2 of the federal Disinfectant Byproduct Rule		
2016	Total Haloacetic Acids	ppb	4.90	0.00	14.60	60.0			
2016	Total Trihalomethanes	ppb	5.80	0.00	15.70	80.0			

Total Trihalomethanes represents four and Haloacetic Acids represent five different constituents. The maximum for each is the sum of either the four or the five constituents.

UNREGULATED CONTAMINANTS Unregulated contaminants are those for which EPA has not established drinking water standards. The purpose of unregulated contaminant monitoring is to assist EPA in determining the occurrence of unregulated contaminants in drinking water and whether future regulation is warranted.

CONTAMINANTS - UNREGULATED									
Tested	Contaminant	Unit	Average	Minimum	Maximum	Source of Contaminant			
2016	Bromoform	ppb	0.20	0.000	1.40	The Unregulated contaminants listed are byproducts of the drinking water disinfection.			
2016	Bromodichloromethane	ppb	4.01	0.00	9.20				
2016	Chloroform	ppb	10.27	0.00	20.00				
2016	Dibromochloromethane	ppb	1.03	0.00	2.60				

SECONDARY CONSTITUENT - UNREGULATED									
Year Tested	Contaminant Detected	Unit of Measure	Avg Level	Minimum Level	Maximum Level	Meets Standards	Possible source of Contaminant		
2016	Sodium	ppm	27.02	16.70	58.50	no standards set	Erosion of natural deposits		

TURBIDITY - CLARITY OF WATER - CONTINUOUSLY SAMPLED AT THE WATER PLANT - REGULATED

2016 Turbidity† Highest single measure 0.74 NTUs
Lowest monthly % of samples meeting limits 95%

Turbidity is measured in NTUs and is caused by soil runoff. 95% of samples tested each month must be less than or equal to the limit of 0.300 NTUs.

†**Turbidity is a measure of how clear the water looks.** Turbidity is a cloudiness or haziness of water caused by individual particles that are too small to be seen without magnification, thus being much like smoke in air. Turbidity has no health effects but it is monitored because it is a good indicator of the effectiveness of the filtration system. Turbidity can interfere with disinfection and provide a medium for microbial growth. Turbidity may indicate the presence of disease-causing organisms. These organisms include bacteria, viruses, and parasites that can cause symptoms such as nausea, cramps, diarrhea and associated headaches.

SECONDARY CONSTITUENTS

Many contaminants (such as calcium, sodium, or iron) which are often found in drinking water can cause taste, color, and odor problems. These constituents are called secondary contaminants and are regulated by the State of Texas, not EPA. The secondary constituents are not causes for health concerns. Therefore, secondaries are not required to be reported in this document, but they may greatly affect the appearance and taste of your water.

SOURCE WATER ASSESSMENT

The TCEQ completed an assessment of your source water and results indicate that some of your sources are susceptible to certain contaminants. The sampling requirements for your water system are based on this susceptibility and previous sample data. Any detections of these contaminants may be found in this Consumer Confidence Report. For more information on source water assessments and protection efforts at our system, contact Water District Management at 281-376-8802.

ADDITIONAL TESTING

Additional testing is done daily at the water plant and throughout the community at various locations to ensure that a safe level of disinfectant is in the system.

Water samples are sent to an independent state approved laboratory to verify the absence of harmful bacteria. No such bacteria has been detected in this water system.

DEFINITIONS

Contaminant: The technical term for anything else in water except pure water is "contaminant." Technically, pure, fresh orange juice can be considered water which has been "contaminated" by the oil, orange pulp and flavorings in the orange which make it taste so good.

Obviously, some contaminants aren't good and can actually be hazardous to your health at specific levels. Those are the ones that are tested and measured.

Action Level: The concentration of a contaminant which, if exceeded, triggers treatment or other requirements which a water system must follow.

MCL, Maximum Contaminant Level:

The highest level of a contaminant allowed in drinking water. MCLs are set as close to the MCLGs as feasible using the best available treatment technology. MCLs are set at very stringent levels.

MCLG, Max. Contaminant Level Goal:

The level of a contaminant in drinking water below which there is no known or expected health risk. MCLGs allow for a margin of safety.

MRDL, Max. Residual Disinfectant

Level: The highest level of disinfectant allowed in drinking water. There is convincing evidence that addition of a disinfectant is necessary for control of microbial contaminants.

MRDLG, Max. Residual Disinfectant

Goal: The level of a drinking water disinfectant below which there is no known or expected risk to health. MRDLGs do not reflect the benefits of the use of disinfectants to control microbial contamination.

n/a: not established at this time

NTU: Nephelometric Turbidity Units

pCi/L: PicoCuries per liter

ppm - Part per million: One part per million equals 1 teaspoon in 1,302 gallons, which is enough water to fill a typical bathtub over 40 times.

ppb - Part per billion: One part per billion equals 1 teaspoon in 1,302,000 gallons, which is enough water to fill a typical bathtub over 40,000 times.

SOURCES OF DRINKING WATER

The sources of drinking water (both tap water and bottled water) include rivers, lakes, streams, ponds, reservoirs, springs, and wells. As water travels over the surface of the land or through the ground, it dissolves naturally-occurring minerals, and in some cases, radioactive material, and can pick up substances resulting from the presence of animals or from human activity. Contaminants that may be present in source water before treatment include: microbes, inorganic contaminants, pesticides, herbicides, radioactive contaminants, and organic chemical contaminants.



- Water early in the morning to avoid losing up to 60 % of water to evaporation.
- Mow high to shade roots and conserve water.
- Adjust your irrigation system with the seasons and weather. Water less or not at all when it is cool and /or rainy.
- Put your sprinkler on a timer so you don't overwater.
- Use chemicals sparingly. Read the label and follow the directions. Choose natural products when possible.
- By saving water, you will reduce your water bill and the expenses of your water district.

FIGHTING FIRES, WATER LINE BREAKS, AND DISTRICT MAINTENANCE ALL ADD TO LOSS WATER

The District's water distribution system lost an estimated 3.4% of its water in 2016.

The national recommended water loss standard is 10% or less. **Please help reduce water loss by reporting all leaks to WDM, 281.376.8802.**



INFORMATION ON LEAD IN WATER

Chimney Hill MUD is responsible for providing high quality drinking water, but cannot control the variety of materials used in plumbing components in your home or business.

LEAD AND COPPER – TESTED AT THE CUSTOMER’S TAP (SAMPLES COLLECTED FROM 20 HOMES)						
Year Tested	Substance	Unit of Measure	90th Percentile	No. of Homes Exceeding Action Level	Action Level	Possible Sources of Lead and Copper
2016	Lead	ppb	5.430	0 of 20	15.0	Corrosion of household plumbing systems and erosion of natural deposits
2015	Copper	ppm	0.248	0 of 20	1.3	



When your water has been sitting for several hours, you can minimize the potential for lead exposure by flushing your tap for 30 seconds to 2 minutes before using water for drinking or cooking.

If present, elevated levels of lead can cause serious health problems, especially for pregnant women and young children. Lead in drinking water is primarily from materials and components associated with service lines and home plumbing.

If you are concerned about lead in your water, you may wish to have your water tested. Information on lead in drinking water, testing methods, and steps you can take to minimize exposure is available from the Safe Drinking Water Hotline or at www.epa.gov/safewater/lead.

NO GREASE DOWN THE SINK OR TOILET

Fats, oils and grease stick to the inner walls of sewer pipes and reduce the diameter of the pipes over time causing clogged sewer pipes and sewage spills. Keep fats, oils and grease out of the sewer system and dispose of them in your trash.

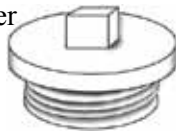


Fats, oils, and grease, and other byproducts of cooking come from meat, lard, shortening, butter, margarine, food scraps, sauces, and dairy products.

REMINDER: KEEP YOUR CLEANOUT COVERED!

Uncapped or broken sewer cleanout caps allow water and other debris to make its way to our Wastewater Treatment Plant through sewer service lines.

Allowing this puts a significant strain on the operations at the wastewater plant. The cleanout pipe and cover are usually made of PVC, and are located within a few feet of your home.



HAVE QUESTIONS

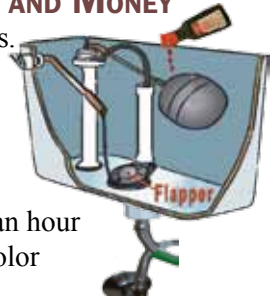
More information about particular health risks or contaminants may be available at:

- EPA www.epa.gov/safewater/ccr/frequentquestions
1.800.426.4791
- Harris County Health Department
713.439.6000
- Water District Management (WDM), the Operator
281.376.8802

This Report is also available online at www.wdmtexas.com.

RUNNING TOILETS WASTE WATER AND MONEY

The flapper is responsible for most leaks. Over time it warps and doesn't seal as well. Water pressure from the tank creates a slow leak in any of the tiny gaps.



1st - put a couple of drops of food coloring in the tank and leave it for an hour or two. If the bowl water changes color the flapper needs to be replaced.

2nd - turn the water off at the valve below the tank.

3rd - purchase a flapper that is similar to the current one and install it.



TRASH YOUR UNWANTED MEDS

Unwanted medication go in the trash - NOT the toilet.

Wrap or bag with other trash to secure.

Medications in the toilet will eventually go into streams and lakes and can harm fish and wildlife.



No cost option for your convenience.

www.eonlinebill.com/bapp/wdm/index1



OUTSTANDING PERFORMANCE

Chimney Hill MUD has been awarded Outstanding Performance Certificates for no violations of the Safe Drinking Water Act bacteriological sampling rule from 2011-2012. The District continues with the same performance record to date.